

SCHEDULES AND ROUTINES

CREATING PREDICTIABILITY

FOR STUDENTS!

Welcome!!

- Welcome !
- Introductions
- Getting started. We are going to learn 3 things

Write in Chat are you an infant, toddler, preschool, or home child care teacher?



Today

1. Schedules

2. Routines within Routines

3. Putting it into Action

Gratitude



One Thing you are grateful for.

One thing you are curious about and why:

Schedules

Routines

Putting it into Action

Write in the CHAT



So Where are WE Going??

And how are we going to get there??



**PREDICTABLE SCHEDULES
AND ROUTINES**

Social Skills in Young Children are
More Closely Associated with
School Readiness and Success
In Kindergarten and First Grade than
Cognitive and Academic Skills
(Raver & Knitzer 2002, Smith 2004)

Emotional Literacy

Friendship Skills

Problem Solving

GOAL:

SOCIAL EMOTIONAL COMPETENCY for STUDENTS

YOU
ARE
#1



That's Amazing

Schedules and Routines


are the



of the

classroom

Let's Find Out WHY



• Schedules and Routines:

Influence a child's emotional, cognitive, and social development

- ✓ Help children **feel secure and comfortable**
- ✓ Help children **understand the expectations** of the environment
- ✓ Help children **reduce the frequency of behavior problems**
- ✓ Can result in **higher rates of child engagement**

What Works Brief #3





One Small Step At A Time

Are You Buying-In that
Schedules and Routines are
Important in Your Classroom?

☐ Yes

☐ Maybe

☐ No

EVERYONE IS A

1. Summarizer

2. Energizer

3. Stretcher

WE NEED 2

JOTDS

(1 minute)

What About the Schedule?

Schedule is posted at child's eye level with pictures and text

A balance of Teacher directed / child directed activities

Teacher directed –are 20 minutes or less



Large group / small group activities with intentional teaching

Changes in the schedule are noted visually with a picture or a star

Teachers continue with an activity when the majority of children are actively engaged and interested

The TEACHER IN ACTION

- ✓ **TEACHES** the schedule **at circle time**
- ✓ **REFERS** to the schedule **throughout the day**
- ✓ **PREPARES** students **for any change in the schedule.**
- ✓ **USES** individual schedules **and cues as needed**




Classroom
Schedules
with
Visuals
So
All
Can
Read!








♥ Art Activity



♥ Schedule Change



Special Activity

STEM

Yoga Cards



Self Check

**Pictures on Classroom Schedule ?
Clip Art or Your Own Pictures**

Classroom Schedule Posted at Eye Level?

Marker (arrow) or a method (flip the picture over) to mark current Activity?

It's a JOB: Schedule Keeper

Job Description:


Teacher:

reviews the entire schedule at large group

Schedule helper:

asks the class did we arrive at school,
have breakfast, and are we at large group)?
Schedule Helper moves the schedule marker

Discussion in Breakout Room



**NAME AN ADULT DIRECTED & A CHILD DIRECTED
ACTIVITY**

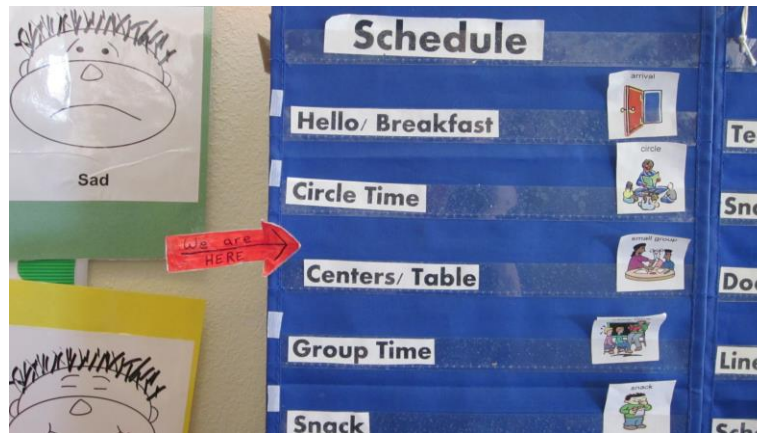

NAME A PASSIVE ACTIVITY

AND AN ACTIVE ACTIVITY

**DESCRIBE HOW TO TEACH THE SCHEDULE
AT LARGE GROUP, SMALL GROUP AND
INDIVIDUALLY**

Breakout Room, 3 participants
Start with person closest to letter A

Talking out loud about the Schedule



**“ We are all finished with Circle,
now we are going to Centers”**

Tap Your Legs Twice Make an announcement about what is Next,
Say Outloud, “We are all finished with _____ now we are going to _____”



Individual Schedules for Children Enhance Positive Engagement and Smooth Transitions

(Barton, Reichow, Wolery, Chen 2011 Kidder McDonnell 2017)

Music Starts, write in the chat what children do when they do not follow the transition to the next activity and how you feel when this happens STORY

Creating an Individual Schedule for your classroom

Write your daily schedule

Put a STAR next to the transition that is the most difficult

Draw pictures for a Mini Schedule for this Transition

How to Use The Mini Schedule



Calmly walk to the child.
Show the child the mini schedule
Name each picture on the mini schedule
That is all! SAY NO MORE!

Practice this skill by naming the pictures out loud

GRAB A JOB

1. Leader
2. Summarizer
3. Energizers
4. Stretcher
5. JOTD
(1 minute)

Music starts. Stand up lead yourself in some energizing moves 3 min

ACTIVITY

In which easily accessible location will you store your mini schedules?
Write your answer in the chat.

Write in Chat

GRAB A JOB

1. Summarizers
2. Energizer
3. Stretcher
4. JOTD
(1 minute)

Summarizes: 5 volunteers : Say: Why schedules are important in the classroom.

WHY??? ARE SCHEDULES
AND ROUTINES SO IMPORTANT??

They are Key
to **PREVENTING**
Challenging
Behavior

Checking In

My schedule has pictures_____

My schedule is posted at eye level_____

I refer to my schedule throughout the day_____

I plan intentional teaching for large group_____

I plan intentional teaching for small group_____

Teacher directed activities are 20 min or less_____


I have a symbol for my schedule for changes_____

I only continue with an activity if 75% of my

Students are actively engaged and interested_____

I use individual schedules and cues_____

The Strength is



in the Schedule

Routines

In the breakout room, pick **one of these household routines: prepping for dinner, doing laundry, morning routine**

Both of you describe your routine



Is Your Routine
Exactly Like Your
Peers?

Students come to us from a
wide variety of home routines

Wake Up

Eat Meals

Brush Teeth

Get Dressed

Get Ready for School

Bedtime



We need to teach the routines at school

What
are the routines
in your classroom??

What is the routine in your classroom is most difficult for your students to follow? Write in the Chat.

Here is the Key



Routine

Within Routine

Within Routine

Let's Talk Circle Time



Routine³

Routine
Circle Time

Within the Routine
Picking Song of Day from 3 choices
Place Song Picture on chart
Read Sentence "I want to sing chicken dance"

Within the Routine
Class Sings Song

Example Flip Chart for Circle.

Routines During Circle Time



Hello



- 1) List Your Circle Time Activities
- 2) Write Out the Steps of ONE Routine Within Circle Time



GRAB A JOB

1. Summarizer
2. Energizer
3. Stretchers
4. JOTD
(1 minute)

BE BRAVE!!

WHEN THE ROUTINE IS NOT WORKING,
JUMP SHIP!

ADJUST YOUR ROUTINE!!



BYNB (Borrow Your Neighbors Brain) in the
breakout room

Tell your partner about a routine that
you plan to modify and get their ideas. (3 min)

4 VERY Important ???s

- How do I know what I am doing right now?
- How do I know I am making progress?
- How will I know when I am done?
- What do I do next?

Time to Reflect for Yourself Only: In your best estimation, is the answer YES or NO for the students in your classroom?

2 JOTDS



Thank You!
For all you do for
Children and
Families!

Montelores Early Childhood Council!
SWECE CONFERENCE!

My Next Step with Schedules and Routines Is.....

Pictures on Schedule
Teach the Schedule
Schedule Keeper Job
Refer to the Schedule
Teach the Routine within the Routine
Circle Time Flip Chart

“MY SCHEDULE AND ROUTINES MAKE A DIFFERENCE FOR CHILDREN”

