

School Readiness Calendar

Montelores Early Childhood Council

August 2016 - July 2017

Calendar artwork is inspired by the books of Author and Educator MaryAnn Kohl. www.brightring.com



Welcome

Starting school is so exciting!

This activity calendar will help your child get ready for that special time.

This calendar contains:

- Ideas for fun things to do that will help your child get ready for school
- How to use the library
- Local places you can go for help

Important things to know:

All children are different and learn at their own pace. This calendar will help you plan activities that will help your child get the skills needed to start school. Children do better in school if they know more than just letters, numbers, colors, and shapes. They should have good social and physical skills, and enjoy learning new things. The checklist below will guide you as you work with your child to build those skills and get ready for school.

How to use this calendar:

The activities in this calendar are designed for 3, 4 and 5 year olds. They will keep your child busy and learning from August to July. Use this calendar as a guide for fun ideas, but make up some of your own activities, too. Be sure to include other family members and friends. Have a wonderful year together getting ready for the big day - going to school!

The daily activities in this calendar are color coded by skill area:

Social emotional are purple, language development are dark blue, fine motor are green, gross motor are black, literacy are orange, math are dark red, science- light purple and holidays and events are red.

Many of the activities listed are vague and the detailed directions can be found on Pinterest - search Montelores Early Childhood Council and then calendar activities.

Having fun is an important part of learning!
Your child learns best when doing fun and interesting things with you!

How Young Children Learn

Children love to learn. They learn best through hands-on activities. In their early years, they use their senses - touch, smell, sight, hearing and taste - to understand the world around them.

It is our job, as parents, to make learning fun and enjoyable at every age. This helps your children develop physical skills, language, thinking and social skills that are so important for their success in school.

School Readiness Checklist

This checklist can help you get ready for school. Don't worry if your child can't do everything on the list right now. Remember that every child grows and develops at different rates.

Good Health and Well-Being:

My child:

- Eats a balanced diet
- Gets plenty of rest
- Sees the doctor and dentist regularly
- Is up-to-date with all shots
- Runs, jumps, plays outside and does other activities that provide exercise
- Plays with puzzles, scribbles, colors, paints and does other activities that help develop small muscles

Attitudes towards learning:

My child:

- Likes to solve problems
- Can notice things that are the same and things that are different
- Gets to see and touch things, hear new sounds, smell and taste different foods, and watch things move
- Pays attention during activities
- Is learning to follow simple one and two step directions

General knowledge:

My child:

- Is learning to sort and classify things
- Is learning to count and play counting games
- Is learning to name shapes and colors
- Makes and listens to music
- Has many chances to use imagination while playing

Social and Emotional Development:

My child:

- Is trying new things
- Is learning to work well alone
- Is learning to play with other children
- Is curious and wants to learn
- Is learning to finish what is started
- Is learning self-control
- Can follow simple instructions
- Helps with family chores

Language Skills:

My child:

- Has many opportunities to talk and listen
- Is read to every day
- Has access to books and other things to read
- Is learning about books
- Is learning to write his/her name and address

Make every day a "Learning Day" with your child!



**Surprising colors-
Gauguin 1848-1903**


Tape the sides of the paper with masking tape. You will peel this off later and create a natural frame.

Have children paint a scene and use colors that are opposite to the real colors.

Trees are usually green, Paint them pink. The ocean is blue paint it yellow. Etc.

Have a set bedtime and wake up time, and stick to it. This helps children know what to expect and ensures they get enough sleep.

Sunday	Monday	Tuesday	Wednesday	Thursday	Friday	Saturday
	National Kids' Day Montezuma County Fair	Montezuma County Fair New Moon	Montezuma County Fair	Montezuma County Fair	Montezuma County Fair Cortez Rendezvous Hot Air Balloon Rally	Montezuma County Fair Cortez Rendezvous Hot Air Balloon Rally
7	8	9	10	11	12	13
Montezuma County Fair Cortez Rendezvous Hot Air Balloon Rally	Practice drawing shapes in shaving cream.	Let kids play with playdough. It helps w/their pencil grasp.	Get a box & fill w/ paper. Let kids cut it up with scissors.	Find 5 things that are red.	Escalante Days 40 th Anniversary	Escalante Days 40 th Anniversary George Geer Memorial Car Show @Centennial Park
14	15	16	17	18	19	20
Escalante Days 40 th Anniversary Dolores County Jr. Rodeo Series 9am @ Dolores County Fairgrounds	Find things that start with the letter A. Continue with the rest of the alphabet daily.	Write a note to your child and stick it in their lunch.	Count plates and cups while setting the dinner table.	Full Moon Write a joke and stick it in your child's lunch.	Ute Mountain Ute Casino Pow Wow @ Ute Mountain Ute Casino	Ute Mountain Ute Casino Pow Wow @ Ute Mountain Ute Casino
21	22	23	24	25	26	27
Senior Citizens Day Ute Mountain Ute Casino Pow Wow @ Ute Mountain Ute Casino	Count carrots at snack time or raisins while making ants on a log.	Free park admission @Mesa Verde National Park	Free park admission @Mesa Verde National Park	Free park admission @Mesa Verde National Park	Free park admission @Mesa Verde National Park	Free park admission @Mesa Verde National Park
28	29	30	31	Visit us on Pinterest to get activity details.		
Read "It looked like spilt milk" then go cloud watching.	Make a collage. Have kids cut out pictures in a magazine of what makes them happy.	Have your child make their own PB&J sandwich. Use cookie cutters for more fun.	Teach kids their phone number (1-970-555-5555)			



This collage was completed when geometric shapes were cut from tissue paper and applied to a sheet of wax paper. Using liquid starch, watered down glue, or Mod Podge, liberally apply the starch to the wax paper with a brush or dip shapes into the starch and place on paper. Allow to dry.

September 2016

Read Books:

Read to your child every day. When reading, ask the questions "Who?" "What?" "When?" and "Where?" to help your child with comprehension. Ask him to predict what will happen next. He can tell you what he sees in the the illustrations and expand on the story through the pictures.

Sunday	Monday	Tuesday	Wednesday	Thursday	Friday	Saturday
 <p>Visit us on Pinterest to get activity details.</p> 				<p>New Moon Take a trip to the library to pick out books to read for this month.</p> <p>1</p>	<p>"What am I?" Take turns moving like something as the other person copies and guesses what you are.</p> <p>2</p>	<p>Build an obstacle course outside - run, jump, crawl, and climb.</p> <p>3</p>
<p>Make a reading fort from blankets and chairs and read with your child.</p> <p>4</p>	<p>Labor Day Invite a friend over for a play date. Let each child pick a favorite story to read.</p> <p>5</p>	<p>Grab some markers or crayons and make paper bag puppets. Perform a skit.</p> <p>6</p>	<p>Dance to reggae music today. Talk about music and songs.</p> <p>7</p>	<p>Use a recipe and have your child help you measure ingredients to make dessert.</p> <p>8</p>	<p>Look for the number 9 while at the grocery store.</p> <p>9</p>	<p>Take a walk and talk about what you see and hear in your neighborhood.</p> <p>10</p>
<p>Grandparents Day Spend time with grandparents, or visit an assisted living center.</p> <p>11</p>	<p>Read a poem to your child today.</p> <p>12</p>	<p>Yell out a body part and see who can touch that part to the floor the fastest - without falling down.</p> <p>13</p>	<p>Have alphabet soup for lunch. Talk about the letters. Can you find a V?</p> <p>14</p>	<p>MECC Family Night 5:30-7:00</p> <p>15</p>	<p>Full Moon Use masking tape to make zig zag lines on the floor. Have your child balance while walking the lines.</p> <p>16</p>	<p>Go on a walking nature scavenger hunt, looking for signs of fall.</p> <p>17</p>
<p>Have your child count the number of spoons in your utensil drawer.</p> <p>18</p>	<p>Practice skipping. Step-hop-step-hop.</p> <p>19</p>	<p>Talk with your child about the different food groups. Try a new food today.</p> <p>20</p>	<p>World Gratitude Day Talk with your child about all the things you are thankful for.</p> <p>21</p>	<p>First Day of Autumn Talk about the weather today. Is it warm or cold? Breezy or still?</p> <p>22</p>	<p>12th Annual Mancos Valley Balloon and Art Festival</p> <p>23</p>	<p>12th Annual Mancos Valley Balloon and Art Festival Free admission to Mesa Verde National Park</p> <p>24</p>
<p>12th Annual Mancos Valley Balloon and Art Festival Blow balloons outside.</p> <p>25</p>	<p>Make bird feeders. Cover paper tubes with peanut butter and roll in bird seed. Place on branches.</p> <p>26</p>	<p>Teach your child to make a favorite meal from your childhood. Talk about why it is your favorite.</p> <p>27</p>	<p>Have a snack that your child can count today like apple wedges, orange slices or pretzels.</p> <p>28</p>	<p>Go for a walk and look for things that begin with different letters of the alphabet.</p> <p>29</p>	<p>New Moon Act out the fingerplay Itsy, bitsy Spider with your child today.</p> <p>30</p>	

Farmers Markets

Cortez: Saturday mornings · Dolores: Wednesday afternoons · Mancos: Thursday afternoon


www.monteloresecc.org

Have kids draw a picture, such as a pumpkin or a house.

Cut out eyes, nose, mouth or windows if it is a house.

Put a piece of orange or yellow behind, so it looks like light coming through.

Try it with tissue paper.



Cut apart the letters of your child's name (or use magnetic letters) and have her put them back in the correct order saying the name of each letter while doing so.

Sunday

Monday

Tuesday

Wednesday

Thursday

Friday

Saturday



Children's Story Times

Dolores Library Wednesdays 10:00am
 Mancos Library Tuesdays 10:30am
 Dove Creek Library Tuesdays 10:00am
 Cortez Library Thursdays 10:30am
 Cortez Farmers Mkt Saturdays 9:30am
 KSJD Radio Sundays 3:30pm

Visit us on Pinterest to get activity details.

Make a Halloween countdown calendar.

1

Rosh Hashana

Draw a tree trunk, Cut an apple in half and dip in red paint. Stamp it all over your drawn tree trunk.

2

Child Health Day
 Roast pumpkin seeds, Count them as you place them on baking sheet. You can count to 20 and start over.

3

Fall Soup
 Put orange food coloring in a bowl of water. Collect leaves and stir and pour.

4

Make pumpkin flavored playdough.

5

Make Halloween story stones.

6

Spider math
 Get plastic spiders, draw a web on paper and practice counting spiders.

7

Read " the little old lady who wasn't afraid of anything" Put together props and act out the story.

8

Masking tape mummy
 Cut a gingerbread man shape and let kids put masking tape on it.

9

Sticky spider web
 Make a web between a doorway with painter's tape. Throw balls of paper at the web.

10

Yom Kippur

11

Think of as many Halloween words as you can.

12

Make a bat cave fort and find out facts about bats in books from the library.

13

Halloween Slime
 1/2 cup of elmers glue, add food coloring to the glue, then add 4 TBLS of liquid starch. Add googly eyes.

14

Decorate paper plates like jack o lanterns.

15

Full Moon
 Learn the THRILLER DANCE. (Michael Jackson)

16

Make Carmel Apples.

17

Have a photoshoot in a leaf pile.

18

Make a sweet treat. Pineapple on the bottom, oranges on the top and then yogurt on the very top. Candy corn.

19

MECC Family Night
 5:30-7:00
 A SPOOKTACULAR EVENT

20

Visit a pumpkin Patch

21

Wear your Halloween costumes to the grocery store as a family.

22

New Moon
 Talk about Trick or Treating Safety.

23/30

Halloween
 Have a spooky silly spaghetti dinner. Put food coloring in spaghetti add mozzarella balls for eyeballs.

24/31

Bake some Halloween treats for your neighbors

25

Make mummy hotdogs for dinner.

26

Exploding pumpkins. Hollow out a small baking pumpkin and add baking soda and vinegar.


27

Host a SPOOKY movie night.

28

Plan a costume dinner party with ghoulish treats.

29



This masterpiece was created by placing a sheet of paper in a cookie sheet with blobs of paint and a golf ball. Roll the golf ball all around to see what unfolds and color mixing. You can try using a marble or a mini tennis ball too.

November 2016

Number Practice:

Point out and name numbers on license plates, in the store parking lot, at home and all around. Have your child count out plates and silverware, their snacks, etc.

Sunday	Monday	Tuesday	Wednesday	Thursday	Friday	Saturday
 		<p>Talk about things you are grateful for, jot them down, and keep in a gratitude jar.</p> <p>1</p>	<p>Make homemade butter with heavy whipping cream & mason jar. Take turns shaking!</p> <p>2</p>	<p>Make some leaf print paintings.</p> <p>3</p>	<p>Go on a fall nature walk.</p> <p>4</p>	<p>Explore the insides of a pumpkin and other squashes.</p> <p>5</p>
<p>Visit a local pumpkin farm and explore.</p> <p>6</p>	<p>Hold your own election day by having the family vote for what to make for dinner, ballots and all.</p> <p>7</p>	<p>Election Day</p> <p>8</p>	<p>Collect flowers in a vase every time someone shows gratitude and talk about how good that makes people feel.</p> <p>9</p>	<p>MECC Family Night 5:30-7:00</p> <p>10</p>	<p>Veterans Day</p> <p>11</p>	<p>Make bird feeders with pine cones.</p> <p>12</p>
<p>Have an apple relay. Carry an apple between your legs above the knees & drop the apple in a bucket. No hands!</p> <p>13</p>	<p>Full Moon</p> <p>14</p>	<p>Read "Too Many Pumpkins" by Linda White</p> <p>15</p>	<p>Do the Turkey Hokey Pokey</p> <p>16</p>	<p>Have your child look for letters from their name in license plates or street signs when you're in the car.</p> <p>17</p>	<p>Ask your child what are some of their abilities they are grateful for & why.</p> <p>18</p>	<p>Rake leaves and play in the piles.</p> <p>19</p>
<p>Pick up trash around your neighborhood or park.</p> <p>20</p>	<p>Ask your child what is something they love doing with you & why.</p> <p>21</p>	<p>Have your child poke craft feathers into the holes of a colander.</p> <p>22</p>	<p>When you're in the car, ask your child where they would like to go if the car could go anywhere and why.</p> <p>23</p>	<p>Thanksgiving</p> <p>24</p>	<p>Get a library card. If you have one, check out a book.</p> <p>25</p>	<p>Root a sweet potato in a mason jar.</p> <p>26</p>
<p>Ask your child to find things that weigh more than an apple at the grocery store. You can use the scale.</p> <p>27</p>	<p>Read "I Like Myself" by Karen Beaumont.</p> <p>28</p>	<p>New Moon</p> <p>29</p>	<p>Make structures with cranberries and toothpicks.</p> <p>30</p>	<p>Visit us on Pinterest to get activity details.</p>		




"This etching was created by covering an entire paper with a heavy, bright coat of crayon and then covering the first coat with an equally heavy coat of a contrasting crayon. Using the end of a pair of scissors or an unbent paperclip, one may create an etching of any shape they desire...perfect for homemade holiday cards."

December 2016

Shape Practice:

Have your child point out and name shapes in your house and outside environment. Cutting out shapes with scissors is great for both recognition and fine motor skills.

Sunday	Monday	Tuesday	Wednesday	Thursday	Friday	Saturday
		<p><i>Visit us on Pinterest to get activity details.</i></p>		<p>Count/sort ornaments together as you trim the tree.</p>	<p>Let your child practice with scissors using old envelopes.</p>	<p>Parade of Lights</p>
<p>Make Cookies together for National Cookie Day</p>	<p>Happy Birthday Walt Disney! Read a book with your child's favorite character in it today</p>	<p>St. Nicholas Day</p>	<p>Pearl Harbor Remembrance Day</p>	<p>MECC Family Night 5:30-7:00</p>	<p>Read "How the Grinch Stole Christmas" with your child.</p>	<p>Donate some old toys and clothes, talk to your child about being giving.</p>
4	5	6	7	8	9	10
<p>Put a celery stalk in colored water to watch how water moves up the stem.</p>	<p>Write/color Holiday cards with your child. Send to family, friends and teachers.</p>	<p>Full Moon</p>	<p>Take a walk around the neighborhood with your child. Stop in and say hello to a neighbor.</p>	<p>Pick a crayon from the box. How many items can your child find around the house that matches the color?</p>	<p>Talk with your child about the word tradition. What are some traditions your family has?</p>	<p>Holiday Hayrides at the Cortez Cultural Center</p>
11	12	13	14	15	16	17
<p>Discover the family. Let your child wrap the presents for friends and family.</p>	<p>Read "Pete the Cat Saves Christmas" with your child.</p>	<p>Go for a family drive to look at the lights.</p>	<p>First Day of Winter</p>	<p>Turn the radio or Pandora to Christmas Carols and teach some favorites to your child.</p>	<p>Festivos</p>	<p>First Day of Chanukah Christmas Eve</p>
18	19	20	21	22	23	24
<p>Christmas</p>	<p>Let your child make a winter masterpiece with black or blue paper and a white crayon.</p>	<p>Remember that you and your child need 5 servings of fruits and vegetables each day.</p>	<p>Hide an object in the house. Help your child find it using words like farther, closer, almost, higher, lower.</p>	<p>New Moon</p>	<p>With your child, look at pictures from this past year. Talk about what they'd like to do in 2017.</p>	<p>New Year's Eve</p>
25	26	27	28	29	30	31




This detail is taken from a 3-D project that will allow you to use some of those foam blocks that you wonder how to repurpose. Toothpicks, pipe cleaners, beads, a key, and play dough were available for this artist. Use your imagination when it comes to which materials to use.

Color Practice:

Discuss colors of things in the world around you such as the sky, the grass, cars, house, clothing, etc. When they get good at naming colors, try playing "I Spy."

Sunday	Monday	Tuesday	Wednesday	Thursday	Friday	Saturday
<p>1</p> <p>New Year's Day Last Day of Chanuka Build a snowman</p>	<p>2</p> <p>Cut out paper snowflakes</p>	<p>3</p> <p>Indoor Skating Tape wax paper to your feet and skate around the carpet. Try with paper plates.</p>	<p>4</p> <p>Make a snow angel.</p>	<p>5</p> <p>Silly Walk Walk around your house acting like different emotions. Can you walk happy, sad, shy?</p>	<p>6</p> <p>Build a fort and hibernate like a bear. Talk about what hibernation is.</p>	<p>7</p> <p>Read "The Mitten" retell the story, have your child pretend to be each of the animals and crawl under a blanket</p>
<p>8</p> <p>Fill up spray bottles with colored water and go outside and spray the snow.</p>	<p>9</p> <p>Cut out a paper snowman, glue to blue paper, dip fingertips in white paint and make fingerprint snowflakes.</p>	<p>10</p> <p>Host a hot chocolate party. Have everyone bring a topping.</p>	<p>11</p> <p>Snow Dough 2 boxes of baking soda and 1 bottle of (white) hair conditioner.</p>	<p>12</p> <p>Full Moon Make peppermint playdough</p>	<p>13</p> <p>Polar Express Have the whole family wear their pj's and watch the polar express.</p>	<p>14</p> <p>Go sledding!</p>
<p>15</p> <p>Make a melted snowman picture.</p>	<p>16</p> <p>Martin Luther King, Jr. Day</p>	<p>17</p> <p>Catch snowflakes on your tongue.</p>	<p>18</p> <p>Mitten Math. Cut out mittens from paper and add marshmallows.</p>	<p>19</p> <p>MECC Family Night 5:30-7:00</p>	<p>20</p> <p>Snow window Tape contact paper to a window and have kids stick on cotton balls or snowflakes.</p>	<p>21</p> <p>Make a plastic plate snow globe.</p>
<p>22</p> <p>Have an indoor picnic.</p>	<p>23</p> <p>Have a flashlight dance party.</p>	<p>24</p> <p>Bake cookies.</p>	<p>25</p> <p>Make an Elsa wand.</p>	<p>26</p> <p>Have a cotton ball race.</p>	<p>27</p> <p>New Moon Go indoor camping.</p>	<p>28</p> <p>Chinese New Year Make flubber</p>
<p>29</p> <p>Name snowman Make a circle for each letter of your name. add a hat and eyes and nose.</p>	<p>30</p> <p>Make indoor snowballs and have a snowball fight. See pinterest for details.</p>	<p>31</p> <p>Make a gingerbread house.</p>	 <p>Montelores Early Childhood Council</p>			

Visit us on Pinterest to get activity details.

The image shows a collection of approximately 12 rhombus-shaped paper cutouts arranged on a dark, textured black background. Each rhombus is composed of multiple layers of different colored papers, creating a layered, 3D effect. The colors used include red, yellow, blue, and pink. The rhombuses are scattered across the frame, some overlapping each other. The text is overlaid on the lower-left portion of the image.

This "Clone Collage" was made by stacking multiple colors of paper and cutting out a simple geometric shape, in this case a rhombus, and gluing the shapes to a black piece of construction paper. Let your heart guide you on which shape to clone for your collage.

February 2017

Kids Learn While Cooking:

Cooking is something children enjoy just as much as eating the final product. They do not even realize just how much they are learning because they are having so much fun. Measuring, pouring and stirring are simple ways to involve children in this daily process - and it's a great way to build vocabulary as you describe the process.

Sunday	Monday	Tuesday	Wednesday	Thursday	Friday	Saturday
	Children's Story Times Dolores Library Mancos Library Dove Creek Library Cortez Library Cortez Farmers Mkt KSJD Radio	Children's Story Times Wednesdays 10:00am Tuesdays 10:30am Tuesdays 10:00am Thursdays 10:30am Saturdays 9:30am Sundays 3:30pm	Let your child help bring in the wood for the fireplace.	Groundhog Day	Have your child help sort the laundry by color.	Add a few drops of red food coloring to yogurt for an edible painting experience.
5 Make a valentine for a family member with your child. Discuss why you love that family member.	6 Count the plates and forks with your child as she helps set the table.	6 World "Send a Card to a Friend" Day	8 Find "The Day it Rained Hearts" by Felicia Bond on YouTube and watch the read-aloud with your child.	9 Have your child glue noodles, beads or anything fun you can find on a paper heart-hang it on the fridge.	10 Full Moon	11 Make cookies today-talk about what is happening to them in the oven.
12 Take time to cuddle with your child and read for at least 15 minutes.	13 Look up the words adore and cherish and talk about what they mean.	14 Valentine's Day	15 Skip or hop to your car in the morning with your child.	16 MECC Family Night 5:30-7:00	17 Tell your child a story of when they were younger.	18 Build a Lego tower today with your child.
19 Show your child who the president is.	20 Presidents' Day	21 Teach your child his birthday and age.	22 Make a kindness tree.	23 Have your child name letters on food packages while prepping for your meal.	24 Ask your child to tell you a story from today and share a story from yours.	25 Dance around the kitchen to your favorite song with your child/ sing into spatulas.
26 New Moon / World "Tell a Fairy Tale Day"	27 Make a long beaded necklace with your child.	28 Mardi Gras/ World Rare Disease Day		Visit us on Pinterest to get activity details.		



Happy Accident String Drop
Duchamp 1187-1968

Pick out several colors of paint.
Place some paint in a shallow dish. A dish for
each color.

Cut several pieces of yarn or string.
Then put the string in the paint.
Place a paper on the floor and then stand above
the paper and drop the string with paint on it.
Let it fall into its natural shape. Gently pick it
up and drop a different color. repeat until your
masterpiece is complete.

Parts of the Body:

Sing the song "Head, Shoulders, Knees and Toes." Ask your child questions such as "What body part do we use to smell, taste, etc?"

Sunday	Monday	Tuesday	Wednesday	Thursday	Friday	Saturday
 <p><i>Be sure to follow us on Pinterest for activity details.</i></p>			<p>Make a cat in the hat, HAT.</p> <p>1</p>	<p>Dr. Seuss Birthday, Read Across America Day</p> <p>2</p>	<p>Make a handprint Horton.</p> <p>3</p>	<p>Read " My many colored days" Dr. Seuss.</p> <p>4</p>
<p>Make Green eggs and Ham.</p> <p>5</p>	<p>Read Bartholomew & the Oobleck, then make oobleck.</p> <p>6</p>	<p>Horton hears a who clover craft.</p> <p>7</p>	<p>Read Wacky Wednesday by Dr. Seuss.</p> <p>8</p>	<p>Make hop on pop popcorn.</p> <p>9</p>	<p>How many Dr. Seuss books can you read.</p> <p>10</p>	<p>Red fish , blue fish counting game.</p> <p>11</p>
<p>Full Moon</p> <p>12</p>	<p>Make cat in the hat parfaits.</p> <p>13</p>	<p>Horton Hatches an egg STEM challenge.</p> <p>14</p>	<p>Make a Leprechaun trap.</p> <p>15</p>	<p>MECC Family Night 5:30-7:00</p> <p>16</p>	<p>St. Patrick's Day Four States Ag Expo</p> <p>17</p>	<p>Four States Ag Expo</p> <p>18</p>
<p>Make an exploding rainbow.</p> <p>19</p>	<p>First Day of Spring Make coffee filter flowers.</p> <p>20</p>	<p>Create inside out emotion masks.</p> <p>21</p>	<p>Make a rainstick in a bottle.</p> <p>22</p>	<p>Pot of gold sensory bottle. 1 bottle of clear glue, gold glitter and water.</p> <p>23</p>	<p>Snack math.</p> <p>24</p>	<p>Read "Glad Monster, Sad Monster."</p> <p>25</p>
<p>Talk about the weather. How is it changing?</p> <p>26</p>	<p>New Moon</p> <p>27</p>	<p>Make Koolaid playdough.</p> <p>28</p>	<p>Paint a picture of spring.</p> <p>29</p>	<p>Make cookies for your local law enforcement or fire department.</p> <p>30</p>	<p>Do some kid yoga.</p> <p>31</p>	 <p>like us on facebook</p>

This artwork was inspired by painting to the sounds of music and created by multiple children. Roll out a long piece of butcher paper, grab some paints, and play some music. You can use fingers, brushes, sponges to paint with. Play fast music, slow music. See what comes about.



Sink or Float?

Provide objects such as cork, crayon, cotton ball, feather, toy car, plastic Easter egg, etc. ask about what the objects are made of. Set up a large bowl, the sink or tub filled with water. One-by one, have your child pick up an item and predict whether it will sink or float. Place each item on top of the water and observe what happens. You can chart the findings.

Sunday

Monday

Tuesday

Wednesday

Thursday

Friday

Saturday



Montezuma and Dolores Counties celebrate April as
Month of the Young Child & Child Abuse Prevention Month

Visit us on Pinterest to get activity details.

Month of the Young
Child Begins/ Child
Abuse Prevention
Month

1

Sort seeds and plant
in a cardboard egg
carton.

Read "The Very
Hungry Caterpillar"
by Eric Carle.

Wash dishes with
your child & describe
the task. Soapy,
shiny, squeaky

Move like bugs

Have your child
practice feeling faces
with you.

Four Corners Home
and Garden Show

Four Corners Home
and Garden Show

2

3

4

5

6

7

8

Rhyme Scavenger
Hunt: Look for items
in your house that
rhyme.

Passover Begins

Full Moon

At a traffic light,
have your child count
how long it takes the
light to go from red
to green.

When putting away
dishes, ask your child
to name that dish.

Good Friday

Make some yarn-
wrapped tulips
Schooltimesnippets.
com

9

10

11

12

13

14

15

Easter

Reporting Live! When
you're at the store, use
a pretend microphone
and ask your child,
"What do you see?"

Passover Ends

Practice writing
letters in a bird seed
or sand tray.

MECC Family Night
5:30-7:00pm

Go Blue Day,
Four Corners Child
Advocacy Center

Earth Day

16

17

18

19

20

21

22

Make sprout houses
with seeds and
sponges
thestemplaboratory.
com

Freeze Dance: Dance
to music & freeze when
the music stops.

Dinner chat. Ask
your child what their
favorite...is. Go back
& forth.

New Moon

Take our Daughters
and Sons to Work Day

Arbor Day

Children's Festival @
Cortez Rec Center

23/30

24

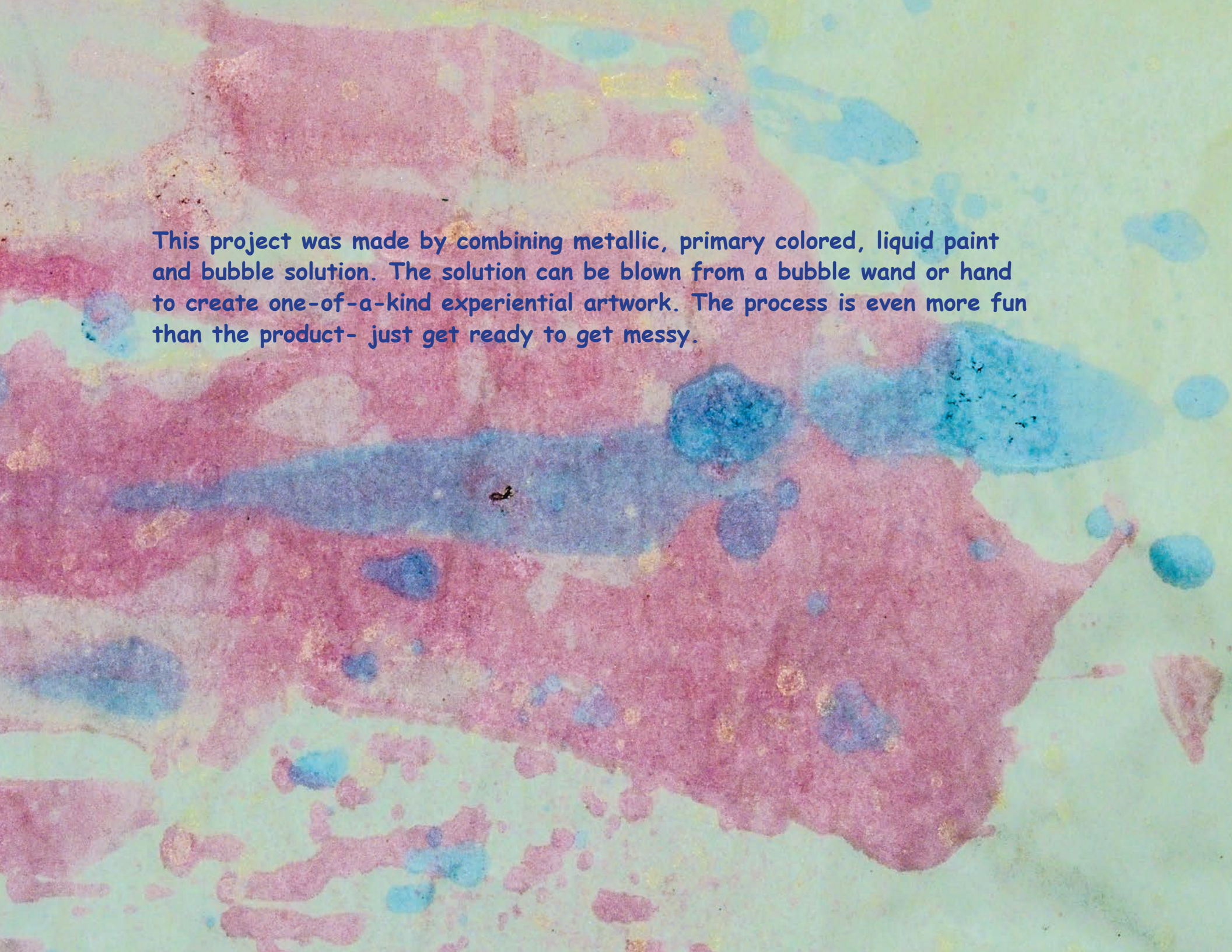
25

26

27

28

29

The image shows a piece of paper with an abstract, colorful pattern. The background is a light, pale green. Overlaid on this are large, irregular washes of pink and magenta. Interspersed within these pink areas and scattered across the green background are numerous small, circular, bubble-like shapes in a vibrant blue color. The overall effect is a textured, multi-colored composition. A block of text is superimposed on the upper left portion of the artwork.

This project was made by combining metallic, primary colored, liquid paint and bubble solution. The solution can be blown from a bubble wand or hand to create one-of-a-kind experiential artwork. The process is even more fun than the product- just get ready to get messy.

Household chores:

Young children learn best through real, hands-on activities and your everyday routine is probably filled with them. From doing laundry to making dinner, your child is learning math, science, and literacy concepts as you work together.

Sunday	Monday	Tuesday	Wednesday	Thursday	Friday	Saturday
	<p>May Day is a celebration of spring. Choose a favorite book to read together outside.</p>	<p>Use a flashlight to make shadow puppets.</p>	<p>Go on a nature walk and find five different leaves or flowers.</p>	<p>Star Wars Day "May the Fourth be With You!"</p>	<p>Cinco de Mayo</p>	<p>National Nurses Day</p>
<p>Look for the number 5 while grocery shopping today.</p>	<p>Show your child a map of your state and point out the city where you live.</p>	<p>Have your child create a masterpiece with recycled materials around the house.</p>	<p>Full Moon</p>	<p>Let your child mix red and blue food coloring with shaving cream to make scented paint. What color did it turn?</p>	<p>Help your child write a list of what they love about Mommy (or other female family member)</p>	<p>National Frog Jumping Day Play Leapfrog with your child!</p>
<p>Mother's Day</p>	<p>Chocolate Chip Cookie Day Read "If You Give a Mouse a Cookie by Laura Numeroff or another book while you eat cookies.</p>	<p>Today is Margaret Rey's birthday. Read your favorite Curious George book. He is always up to something.</p>	<p>Have your child write the numbers 0-5 with the color purple.</p>	<p>MECC Family Night 5:30-7:00</p>	<p>Go on a walk today. Talk about the colors and textures you see.</p>	<p>Make a pizza together for National Pizza Party Day</p>
<p>Listen to jazz music with your child. Move to the rhythm of the sounds.</p>	<p>Attempt to eat with chopsticks tonight!</p>	<p>Have your child help sort socks by color, size and pattern.</p>	<p>Blow Bubbles today. Talk about what they are made of..</p>	<p>New Moon National Missing Children's Day</p>	<p>Write your child's name on a piece of paper, have them trace the letters with their finger.</p>	<p>Teach your child "The Pledge of Allegiance"</p>
<p>Try to find star and rectangle shapes today.</p>	<p>Memorial Day/ Put a Pillow in your Fridge Day</p>	<p>Eat things that start with the letter "P" today.</p>	<p>Take a trip to a local garden today.</p>	<p>Visit us on Pinterest to get activity details.</p> 		



This artwork was inspired by the earth and getting messy with mud. Take an old white bed sheet, find some mud, and start flinging. You can make mud foot prints and try different colors of dirt.

Social Readiness:

Social readiness is as important as academic readiness. Being able to get along with other children, follow directions, take turns, and say "good-bye" to parents are skills that kindergarten teachers hope to see from incoming children.

Sunday	Monday	Tuesday	Wednesday	Thursday	Friday	Saturday
 <p><i>Visit us on Pinterest to get activity details.</i></p>				<p>Stop by the library and have your child pick out a book for bedtime</p> <p>1</p>	<p>Go for an evening walk/skip with your child.</p> <p>2</p>	<p>Make edible soil layer cups using, marshmallows, Cheerios, Rice Krispies, and mini M&Ms.</p> <p>3</p>
<p>When you're out & about, ask your child to point out neighborhood helpers.</p> <p>4</p>	<p>Have your child sort everyone's shoes from smallest to biggest.</p> <p>5</p>	<p>Recite your day from ending to beginning and let your child do the same.</p> <p>6</p>	<p>Make your own trail mix with your child sorting the ingredients.</p> <p>7</p>	<p>Ask your child about how they are feeling today.</p> <p>8</p>	<p>Full Moon</p> <p>9</p>	<p>Dolores River Festival @ Joe Rowell Park</p> <p>10</p>
<p>Emotional Scavenger Hunt: Find a place to observe people and talk about the different feelings you see.</p> <p>11</p>	<p>When shopping, ask your child what is heavier, a tissue box or a bag of potatoes? Invite your child to guess.</p> <p>12</p>	<p>Read "Horton Hears A Who" by Dr. Seuss.</p> <p>13</p>	<p>Do some outside feet painting, like finger painting but with feet.</p> <p>14</p>	<p>Have your child talk about the different things he likes doing with you.</p> <p>15</p>	<p>Weigh out fruits/vegetables at the store. Your child can add or take away to reach desired amount.</p> <p>16</p>	<p>Look for worms in the garden or yard.</p> <p>17</p>
<p>Father's Day</p> <p>18</p>	<p>Make ice cube chalk paintings.</p> <p>19</p>	<p>When out & about, have your child look for all the things that are the different colors of the rainbow.</p> <p>20</p>	<p>Make a face that expresses a feeling & have your child guess the feeling. Go back & forth.</p> <p>21</p>	<p>Make some homemade bird feeders.</p> <p>22</p>	<p>Go on a nature walk and bring scissors to cut some samplings to bring home.</p> <p>23</p>	<p>Make some muddy puddles & jump around.</p> <p>24</p>
<p>Make mud pies and mud paintings.</p> <p>25</p>	<p>Make some mud playdough.</p> <p>26</p>	<p>Encourage your child to drive cars around in the dirt making tracks.</p> <p>27</p>	<p>Play in the mud with your child & go back & forth using words to describe how the mud feels.</p> <p>28</p>	<p>International Mud Day MECC Family Night 5:30-7:00</p> <p>29</p>	<p>New Moon</p> <p>30</p>	

Farmers Markets

Cortez: Saturday mornings · Dolores: Wednesday afternoons · Mancos: Thursday afternoon



This masterpiece was achieved by applying tempura paint to a piece of empty white newsprint and then rolling a toy truck across the sheet. Using the primary colors (red, blue, and yellow) will allow for the scientific discovery of color mixing when the secondary colors (purple, green and orange) appear. Explore using items with interesting textures.

Independence:

When children complete basic self-help tasks such as zipping their coats or tying their shoes, they feel a great sense of pride. Independence builds confidence and self-esteem. In school, children will be expected to do many things on their own, so give them opportunities to practice independence at home.

Sunday

Monday

Tuesday

Wednesday

Thursday

Friday

Saturday



Every Day!

- 5** or more fruits & vegetables
- 2** hours or less recreational screen time*
- 1** hour or more of physical activity
- 0** sugary drinks, more water & low fat milk

*Keep TV/Computer out of the bedroom. No screen time under the age of 2.

Visit us on Pinterest to get activity details.

Make up a new game today using an empty plastic bottle and a ball.

1

Help your child think of words that rhyme with see.

2

Use your finger to draw something on someone else's back and have them guess what was drawn.

3

Independence Day
Have your child dip the back of fork in paint and press onto paper. Continue in a circle for some cool fireworks.

4

Run in the pathway of each letter of your name. Make each letter big and then small.

5

Find a log and count the rings to determine the age of the tree.

6

Walk barefoot in the grass today. Talk with your child about how the grass feels.

7

Get your body wet and then lay down on concrete. Getting up you will see an impression of your body. Talk about evaporation.

8

Let your child "paint" outside with water and a paintbrush.

9

Without interfering with it, and from a safe distance, watch an insect at work.

10

Practice your locomotor movements. Walk, run, gallop, jump, hop, slide, skip and leap. Which one is your favorite?

11

Peel and cut an orange. Count the number of wedges with your child.

12

Help your child spell his or her name with play dough.

13

Make a simple puzzle by cutting up an old photograph or page from a calendar.

14

Grab two cold glasses of lemonade and settle down to read for 15 minutes.

15

Go on a shape hunt. Which shapes can your child find around the house?

16

Help your child learn your address today.

17

Have fun coloring and talk about the different colors and shapes you see.

18

Use tweezers and cotton balls to fill and empty different size cups. Help your child count while filling.

19

MECC Family Night 5:30-7:00

20

Turn off the lights and read by flashlight at bedtime tonight.

21

Ask someone to take you to a park. Play on every piece of equipment.

22

New Moon
Talk with your child about the colors of the rainbow while drawing one.

23/30

Find three different things that you can jump over that are each a different height.

24/31

Invite a friend over for a read aloud. Invite family members to join in the reading.

25

Enjoy a slice of the juicy fruit today. Help your child count the seeds.

26

Teach your child to say hello in Spanish and French.

27

Mancos Days
Make a masterpiece with sidewalk chalk. Have your child sign it.

28

Mancos Days
Lay out a quilt for reading time today.

29

Farmers Markets

Our Mission:

To promote and sustain a comprehensive, high-quality early childhood system to support the community and families, and prepare children for success in school and life.



Our Vision:

All children are valued, healthy, and thriving

Parent Resources for Early Learning and School Readiness

www.monteloresecc.org - Our Early Childhood Council's website has great resources - just click on the Parents and Families button and choose Parent Resources. Check back often - we update our Home page frequently.

<http://www.cfw.tufts.edu> - For expert-reviewed web resources on just about any topic related to children and families, use The Child & Family Web Guide to help you sort through all that's out there.

<http://www.healthychildren.org/English/Pages/default.aspx> - The American Academy of Pediatrics easy-to-use website for parents covers everything you'll need to know from prenatal development through young adulthood, including what your child should be doing at different ages, what you can do to foster early learning and development, tips for healthy living, and more.

<http://families.naeyc.org> - The National Association for the Education of Young Children (NAEYC) For Families website is organized into topics about development, learning, school readiness, etc. with articles and videos about each topic.

<http://www.lets-go.org/in-your-community/resources-for-parents/> - Let's Go! Parent Resources has healthy eating tips and physical activity ideas to help you and your family lead a healthy lifestyle.

If your child has special needs you'll find these resources helpful because they are by parents, for parents:

<http://www.peakparent.org/resourceMaterials.asp> - Peak Parent Center.

<http://p2p-co.org> - Parent to Parent of Colorado

<http://www.cdc.gov/ncbddd/childdevelopment/index.html> - The Centers for Disease Control's website has a section called Positive Parenting Tips, with developmental milestones for age ranges from infancy through late teens, and tips to encourage development. You can also find information about developmental delays, immunization schedules, nutrition, etc.

<http://www.zerotothree.org> - There are 2 sections of this website that you'll find very helpful. Click the Behavior and Development button to find articles, podcasts, and tips about brain development, challenging behavior, language and literacy, school readiness, play, school readiness, sleep, and more. Scroll down and look on the right hand side for the Resources for Parents section where you'll find developmental guidelines for each age, with tips, tools, checklists, and ideas.

<http://earlylearningco.org> - Here you'll find a helpful section for parents that give ideas and tips for using the Colorado Early Learning & Development Guidelines for kids birth - 8, with typical things kids do in each age range and ways you can foster their development.

<http://csefel.vanderbilt.edu/resources/family.html> - For ideas and suggestions about helping your child develop the social-emotional skills needed for success in school, you'll find this website helpful.

<http://www.ahaparenting.com> - Dr. Laura Markham's website, Aha! Parenting, has some of the best and most practical advice out there for any topic related to children from birth to 18. Click on her blog button to read her answers to real life challenges sent to her by parents.

Health & Nutrition

Access to Health Care	564-1195
Community Dental Clinic (Dove Creek/Dolores County)	677-3644
Community Health Services/Clinic (Dove Creek/Dolores County)	677-2291
Cortez Integrated Healthcare (Axis Health System)	565-7946
Dolores County Public Health Department	677-2387
Hospice of Montezuma, Inc.	565-4400
Mancos Valley Health Clinic	533-9125
Montezuma County Public Health Department	565-3056
Bike Helmets, Car Seats	
Immunizations	
Nurse-Family Partnership, Safe Care	
Smile Makers Dental Clinic	
WIC (Women, Infants, and Children)	
Planned Parenthood	565-7011
Poison Control	564-2025
Southwest Memorial Hospital	565-6666
Ute Mountain Ute Health Clinic	565-3751

Childcare and Parenting

Montelores Early Childhood Council	564-3211
Piñon Project Family Resource Center	564-1195
Qualistar	1-877-338-CARE
Southwest Resource & Referral	247-5960 (Ext 20)

Basic Needs (Food, Housing, Utilities)

Dolores County Department of Social Services	677-2250
Empire Electric Association	565-4444
Grace's Soup Kitchen	565-7865
Housing Authority of Montezuma County	565-3831
Montelores Emergency Assistance Coalition (Piñon Project)	564-1195
Montezuma County Department of Social Services	565-3769
Montezuma County Food Stamps (SNAP)	564-4100
Navajo Nation Department of Social Services (Shiprock)	1-505-368-1348
SHARE Colorado - Cortez	564-9884
The Bridge Emergency Shelter	560-5209 or 565-9808
Ute Mountain Ute Social Services	565-3751

Special Needs

Community Connections, Inc.	565-7988
Family Support Services	385-3498
Southwest Community Resources	259-1086
Southwest Kids	565-9422

Education & Employment

Employment Training Program (Piñon Project)	564-1195
Workforce Center	565-3759
Southwest Board of Cooperative Services (BOCES)	565-8411
Southwest Colorado Community College	564-6200
Unlimited Learning Center	565-1601
Cortez Public Library	565-8117
Dolores Public Library	882-4127
Dolores County Public Library	677-2389
Mancos Public Library	533-7569
Rico Public Library	967-2103

Mental Health

Cortez Integrated Healthcare (Axis Health System)	565-7946
Domestic Violence HOTLINE	1-800-799-SAFE
Four Corners Child Advocacy Center	565-8155
Mental Health Crisis Line (Cortez Integrated Health/Axis HOTLINE)	565-7946
RENEW (Domestic Violence & Adult Victims of Sexual Assault)	565-4886
Suicide HOTLINE	1-800-784-2433
Ute Mountain Ute Tribe	565-3751

Legal

Colorado Legal Services, Inc.	247-0266
District Attorney's Office, 22nd Judicial District	565-3788
Victim Witness Unit	565-1147



Notes:



Montezuma-Cortez School District RE-1

Aug 24	First Day of School
Sep 5	Labor Day No School
Sep 30	No School - Work Day/PD
Oct 27-28	Parent Teacher Conferences
Nov 21-25	Thanksgiving Break
Dec 19-Jan 3	Winter Break
Jan 16	Martin Luther King Day No School
Feb 20	Presidents Day - no school
Mar 2-3	Parent Teacher Conferences
Mar 20-24	Spring Break
April 28	No School Workday/PD
May 25	Last day of school

**All Wednesdays will be 90 minute early release



Dolores School District RE-4a

Aug 3-4	Registration and Physicals 8am-1pm and 5-8pm
Aug 16	First Day of School
Aug 26	No students- PLC
Sep 5	Labor Day - no school
Sep 16	No Students - PLC
Oct 7	No students - PLC
Oct 10	Columbus Day - no school
Oct 20	Parent Teacher Conferences 4-8 pm
Oct 21	No school - Conferences - 8-noon
Nov 4	No students - PLC
Nov 21-25	Thanksgiving break
Dec 15	Early release @ 1:35 pm
Dec 16	No students - PLC
Dec 19 - Jan 2	Winter Break
Jan 13	No school - PLC
Jan 16	Martin Luther King Day - no school
Feb 9	Conferences (4-8pm)
Feb 10	No school - Conferences - 8-12
Feb 17	No students PLC
Mar 17	No school - PLC
Mar 20-24	Spring break
Apr 14	No students - PLC
May 5	No school - PLC
May 20	Graduation
May 25	Last day of school

Dolores County School District RE2j

Aug 15	First Day of School
Aug 22	7th Street Open House
Sep 5	Labor Day - No School
Sep 15	PT Elementary No school
Nov 21-24	Thanksgiving Break
Dec 23-Jan 10	Christmas Break
Feb 2	PT Elementary No School
Feb 20	Presidents Day No school
Mar 27-30	Spring Break
May 25	Last Day Early Release
May 25	Graduation

No School on any Friday

Mancos School District RE-6

Aug 17	First day of school
Aug 22	First day of preschool
Sep 2	No students - Professional day
Sep 5	Labor Day - No school
Sep 16	No Students - professional day
Sep 22	Parent teacher conferences early dismissal 1:30
Sep 23	Parent teacher conference
Oct 7	No students - professional day
Oct 21	Homecoming
Oct 28	No students - Professional day
Nov 11	No students - Professional day
Nov 21-25	Thanksgiving Break
Dec 9	No students - Professional Day
Dec 19-Jan 2	Christmas Break
Jan 26	Open house
Jan 20	No students - Professional day
Feb 3	No students - Professional day
Feb 17	No students - professional day
Feb 20	Presidents day - no school
Mar 10	No school - Professional day
Mar 20-24	Spring Break
Apr 14	No school - PLC
Apr 17	Spring Holiday - no school
May 5	No students - PLC
May 21	Graduation
May 24	Last day of school